

navigo

8VS

Open FiberglassTenders



S P E C S	Overall Length	: 8'6" / 2.60m	Number of Chambers	: 3 + 1	Shaft Length	: 15" / 38.1cm
	Overall Beam	: 5'4" / 1.64m	Person Capacity	: 4	RDC Design Category : C	
	Inside Length	: 5'10" / 1.79m	Weight	: 125lb / 57kg		
	Inside Beam	: 2'4" / 0.72m	Recommended HP	: 8hp / 6.0kw		
	Tube Diameter	: 16" / 0.41m	Maximum HP	: 10hp / 7.5kw		

STANDARDS
FEATURES

- Hand Laid Fiberglass Deep "V" Hull
- Stringer System Laminated into Hull
- Bow Locker/ Seat
- Diamond Shape Non - Skid Deck
- Plastic External Transom Plate
- Aluminum Internal Transom Plate with Security Lip
- Orca (CSM) Five Layer Coated Fabric
- 3 Push Push Plastic Non-Corrosive 2 Stage Inflation Valves
- Raised Solid Single Rub Rail
- Stainless Steel Bow Eye

- 4 Stainless Steel Davit Lifting Points
- Stainless Steel Towing Rings & Tie Downs
- Deck Condensation Plug
- Deck Drain with Plug
- 1 Front & 2 Side Orca (CSM) Fabric Handles on Tubes
- 2 Inside Bow Sets of 2 Orca (CSM) Fabric Handles on Tubes
- 2 Inside Stern Single Orca (CSM) Fabric Handles on Tubes
- 3 Layer Reinforced Seams
- Oarlock Bases

- Telescopic Oars with Aluminum Shaft
- Paddle Holders
- Removable Rowing Seat
- Hand Pump
- Maintenance Kit
- Owner's Manual
- Additional Air Retaining Chamber Under the Floor

O P T I O N A L F E A T U R E S	<ul style="list-style-type: none">■ Bow Hatch Cushion■ Tube Chaps■ Boat Cover■ Chock Set		
	<ul style="list-style-type: none">■ Bow Step with Fold Down Stainless Steel Cleat■ Lateral Fold Down Stainless Steel Cleat		





S P E C S	Overall Length	: 9'6" / 2.90m	Number of Chambers	: 3 + 1	Shaft Length	: 15" / 38.1cm
	Overall Beam	: 5'7" / 1.72m	Person Capacity	: 4	RDC Design Category	: C
	Inside Length	: 6'9" / 2.06m	Weight	: 152lb / 69kg		
	Inside Beam	: 2'8" / 0.81m	Recommended HP	: 9.9hp / 7.4kw		
	Tube Diameter	: 17" / 0.43m	Maximum HP	: 15hp / 11.2kw		


STANDARD FEATURES

- Hand Laid Fiberglass Deep "V" Hull
- Stringer System Laminated into Hull
- Bow Locker/ Seat with Vent
- Bow Locker Storage to Fit a 6 Gal Portable Fuel Tank
- Diamond Shape Non - Skid Deck
- Plastic External Transom Plate
- Aluminum Internal Transom Plate with Security Lip
- Orca (CSM) Five Layer Coated Fabric
- 3 Push Push Plastic Non-Corrosive 2 Stage Inflation Valves
- Raised Single Solid Rub Rail
- Stainless Steel Bow Eye
- 4 Stainless Steel Davit Lifting Points
- Stainless Steel Towing Rings & Tie Downs
- Deck Condensation Plug
- Deck Drain with Plug
- 1 Front & 2 Side Orca (CSM) Fabric Handles on Tubes
- 2 Inside Bow Sets of 2 Orca (CSM) Fabric Handles on Tubes
- 2 Inside Stern 1 Orca (CSM) Fabric Handles on Tubes
- 3 Layer Reinforced Seams
- Oarlock Bases
- Telescopic Oars with Aluminum Shaft
- Paddle Holders
- Removable Rowing Seat
- Hand Pump
- Maintenance Kit
- Owner's Manual
- Additional Air Retaining Chamber Under the Floor
- Hidden Channel for Fuel Fittings with SS Starburst

OPTIONAL
FEATURES

- Portable 6 gal Fuel Tank Installed in Bow Locker with Fittings
- Bow Hatch Cushion
- Tube Chaps
- Boat Cover
- Chock Set

- Bow Step with Fold Down Stainless Steel Cleat
- Lateral Fold Down Stainless Steel Cleat
- Removable Stern Seat
- Bimini Top



SPECS

Overall Length	: 10'6" / 3.19m	Number of Chambers	: 3 + 1	Shaft Length	: 15" / 38.1cm
Overall Beam	: 5'7" / 1.72m	Person Capacity	: 5	RDC Design Category	: C
Inside Length	: 7'7" / 2.31m	Weight	: 169lb / 77kg		
Inside Beam	: 2'8" / 0.81m	Recommended HP	: 15hp / 11.2kw		
Tube Diameter	: 17" / 0.43m	Maximum HP	: 25hp / 18.7kw		


STANDARD FEATURES

- Hand Laid Fiberglass Deep "V" Hull
 - Stringer System Laminated into Hull
 - Bow Locker/ Seat with Vent
 - Bow Locker Storage to Fit a 6 Gal Portable Fuel Tank.
 - Diamond Shape Non - Skid Deck
 - Plastic External Transom Plate
 - Aluminum Internal Transom Plate with Security Lip
 - Orca (CSM) Five Layer Coated Fabric
 - 3 Push Push Plastic Non-Corrosive 2 Stage Inflation Valves
 - Raised Single Solid Rub Rail
 - Stainless Steel Bow Eye
- 4 Stainless Steel Davit Lifting Points
 - Stainless Steel Towing Rings & Tie Downs
 - Deck Condensation Plug
 - Deck Drain with Plug
 - 1 Front & 2 Side Orca (CSM) Fabric Handles on Tubes
 - 2 Inside Bow Sets of 2 Orca (CSM) Fabric Handles on Tubes
 - 2 Inside Stern 2 Orca (CSM) Fabric Handles on Tubes
 - 3 Layer Reinforced Seams
 - Oarlock Bases
- Telescopic Oars with Aluminum Shaft
 - Paddle Holders
 - Removable Rowing Seat
 - Hand Pump
 - Maintenance Kit
 - Owner's Manual
 - Additional Air Retaining Chamber Under the Floor
 - Hidden Channel for Fuel Fittings with SS Starburst

OPTIONAL FEATURES

- Portable 6 gal Fuel Tank Installed in Bow Locker with Fittings
 - Bow Hatch Cushion
 - Tube Chaps
 - Boat Cover
 - Chock Set
 - Bow Step with Fold Down Stainless Steel Cleat
 - Lateral Fold Down Stainless Steel Cleat
- Removable Stern Seat
 - Bimini Top
 - Fiberglass Console
 - Bench Seat with Storage
 - Two person Jockey Seat
 - Stainless Steel Helm Unit





SPECS

Overall Length	: 12' / 3.66m	Number of Chambers	: 3 + 1	Shaft Length Option 1	: 15" / 38.1cm
Overall Beam	: 6' / 1.82m	Person Capacity	: 6	Shaft Length Option 2	: 20" / 50.8cm
Inside Length	: 8'9" / 2.67m	Weight	: 202lb / 92kg	RDC Design Category	: C
Inside Beam	: 2'9" / 0.84m	Recommended HP	: 20hp / 14.9kw		
Tube Diameter	: 18" / 0.46m	Maximum HP	: 30hp / 22.4kw		

STANDARDS
FEATURES

- Hand Laid Fiberglass Deep "V" Hull
 - Stringer System Laminated into Hull
 - Bow Locker/ Seat with Vent
 - Bow Locker Storage to Fit a 6 Gal Portable Fuel Tank
 - Diamond Shape Non - Skid Deck
 - Plastic External Transom Plate
 - Aluminum Internal Transom Plate with Security Lip
 - Orca (CSM) Five Layer Coated Fabric
 - 3 Push Push Plastic Non-Corrosive 2 Stage Inflation Valves
 - Raised Single Solid Rub Rail
- Stainless Steel Bow Eye
 - 4 Stainless Steel Davit Lifting Points
 - Stainless Steel Towing Rings & Tie Downs
 - Deck Condensation Plug
 - Deck Drain with Plug
 - 1 Front & 2 Side Orca (CSM) Fabric Handles on Tubes
 - 2 Inside Bow Sets of 2 Orca (CSM) Fabric Handles on Tubes
 - 2 Inside Stern Single Orca (CSM) Fabric Handles on Tubes
 - 3 Layer Reinforced Seams
 - Paddle with Aluminum Shaft
- Paddle Holders
 - Removable Stern Seat
 - Hand Pump
 - Maintenance Kit
 - Owner's Manual
 - Additional Air Retaining Chamber Under the Floor
 - Hidden Channel for Fuel Fittings with SS Starburst

OPTIONAL
FEATURES

- Portable 6 gal Fuel Tank Installed in Bow Locker with Fittings
 - Bow Hatch Cushion
 - Tube Chaps
 - Boat Cover
 - Chock Set
 - Bow Step with Fold Down Stainless Steel Cleat
 - Lateral Fold Down Stainless Steel Cleat
- Removable Rowing Seat
 - Bimini Top
 - Fiberglass Console
 - Fiberglass Console with Forward Seat
 - Bench Seat with Storage
 - Two person Jockey Seat
 - Stainless Steel Helm Unit

navigo

13VS

Open FiberglassTenders




S P E C S	Overall Length	: 13' / 3.96m	Number of Chambers	: 3 + 1	Shaft Length	: 20" / 50.8cm
	Overall Beam	: 6'4" / 1.94m	Person Capacity	: 7	RDC Design Category	: C
	Inside Length	: 9'9" / 2.97m	Weight	: 293lb / 133kg		
	Inside Beam	: 3'1" / 0.94m	Recommended HP	: 30hp / 22.4kw		
	Tube Diameter	: 18" / 0.46m	Maximum HP	: 40hp / 29.8kw		

S T A N D A R D F E A T U R E S	<ul style="list-style-type: none">■ Hand Laid Fiberglass Deep "V" Hull■ Stringer System Laminated into Hull■ Bow Locker/ Seat■ Diamond Shape Non - Skid Deck■ Plastic External Transom Plate■ Aluminum Internal Transom Plate■ Orca (CSM) Five Layer Coated Fabric■ 3 Push Push Plastic Non-Corrosive 2 Stage Inflation Valves■ Raised Double Rub Rail■ Stainless Steel Bow Eye■ 4 Stainless Steel Davit Lifting Points■ Stainless Steel Towing Rings & Tie Downs■ Deck Condensation Plug■ Deck Drain with Plug■ 1 Front & 4 Side Orca (CSM) Fabric Handles on Tubes■ 2 Inside Bow Sets of 2 Orca (CSM) Fabric Handles on Tubes■ 2 Inside Stern Double Orca (CSM) Fabric Handles on Tubes■ 3 Layer Reinforced Seams■ Paddle with Aluminum Shaft■ Paddle Holders■ Removable Stern Seat■ Hand Pump■ Maintenance Kit■ Owner's Manual■ Additional Air Retaining Chamber Under the Floor		
------------------------------------	---	--	--

O P T I O N A L F E A T U R E S	<ul style="list-style-type: none">■ Bow Hatch Cushion■ Boat Cover■ Chock Set■ Bow Step with Fold Down Stainless Steel Cleat■ Lateral Fold Down Stainless Steel Cleat■ Removable Rowing Seat■ Bimini Top■ Fiberglass Console■ Fiberglass Console with Forward Seat■ Bench Seat with Storage■ Two person Jockey Seat■ Stainless Steel Helm Unit	
------------------------------------	--	--





S P E C S	Overall Length	: 14' / 4.27m	Number of Chambers	: 4 + 1	Shaft Length	: 20" / 50.8cm
	Overall Beam	: 6'4" / 1.94m	Person Capacity	: 8	RDC Design Category	: C
	Inside Length	: 10'10" / 3.30m	Weight	: 348lb / 158kg		
	Inside Beam	: 3'1" / 0.94m	Recommended HP	: 40hp / 29.8kw		
	Tube Diameter	: 19" / 0.48m	Maximum HP	: 50hp / 37.3kw		

S T A N D A R D F E A T U R E S	<ul style="list-style-type: none">■ Hand Laid Fiberglass Deep "V" Hull■ Stringer System Laminated into Hull■ Bow Locker/ Seat with Vent■ Bow Locker Storage to Fit a 6 Gal. Portable Fuel Tank■ Diamond Shape Non - Skid Deck■ Plastic External Transom Plate■ Aluminum Internal Transom Plate■ Orca (CSM) Five Layer Coated Fabric■ 4 Push Push Plastic Non-Corrosive 2 Stage Inflation Valves■ Raised Double Rub Rail■ Stainless Steel Bow Eye	<ul style="list-style-type: none">■ 4 Stainless Steel Davit Lifting Points■ Stainless Steel Towing Rings & Tie Downs■ Deck Condensation Plug■ Deck Drain with Plug■ 1 Front & 4 Side Orca (CSM) Fabric Handles on Tubes■ 2 Inside Bow Sets of 3 Orca (CSM) Fabric Handles on Tubes■ 2 Inside Stern Double Orca (CSM) Fabric Handles on Tubes■ 3 Layer Reinforced Seams■ Paddle with Aluminum Shaft■ Paddle Holders	<ul style="list-style-type: none">■ Hand Pump■ Maintenance Kit■ Owner's Manual■ Additional Air Retaining Chamber Under the Floor■ Hidden Channel for Fuel Fittings with SS Starburst

O P T I O N A L F E A T U R E S	<ul style="list-style-type: none">■ Portable 6 Gal. Fuel Tank Installed in Bow Locker with Fittings■ Bow Hatch Cushion■ Boat Cover■ Chock Set■ Bow Step with Fold Down Stainless Steel Cleat■ Lateral Fold Down Stainless Steel Cleat■ Removable Rowing Seat	<ul style="list-style-type: none">■ Bimini Top■ Fiberglass Console■ Fiberglass Console with Forward Seat■ Bench Seat with Storage■ Two person Jockey Seat■ Stainless Steel Helm Unit



SPECIFICATIONS

Overall Length	: 15' / 4.57m	Number of Chambers	: 5	Shaft Length	: 20" / 50.8cm
Overall Beam	: 6'6" / 1.99m	Person Capacity	: 11	RDC Design Category	: C
Inside Length	: 11'6" / 3.50m	Weight	: 484lb / 220kg		
Inside Beam	: 3'2" / 0.97m	Recommended HP	: 60hp / 44.8kw		
Tube Diameter	: 19" / 0.48m	Maximum HP	: 75hp / 56kw		

STANDARD FEATURES

- Hand Laid Fiberglass Deep "V" Hull
 - Stringer System Laminated into Hull
 - Bow Locker/ Seat
 - Diamond Shape Non - Skid Deck
 - Plastic External Transom Plate
 - Aluminum Internal Transom Plate
 - Orca (CSM) Five Layer Coated Fabric
 - 4 Push Push Plastic Non-Corrosive 2 Stage Inflation Valves
 - Raised Double Solid Rub Rail
 - Stainless Steel Bow Eye
- 4 Stainless Steel Davit Lifting Points
 - Stainless Steel Towing Rings & Tie Downs
 - 2 Deck Drains with Plug
 - 1 Front & 4 Side Orca (CSM) Fabric Handles on Tubes
 - 2 Inside Bow Sets of 4 Orca (CSM) Fabric Handles on Tubes
 - 2 Inside Stern Double Orca (CSM) Fabric Handles on Tubes
 - 3 Layer Reinforced Seams
 - Paddle with Aluminum Shaft
 - Paddle Holders
 - Hand Pump
- Maintenance Kit
 - Owner's Manual

OPTIONAL FEATURES

- Fuel Tank
 - Bow Hatch Cushion
 - Boat Cover
 - Chock Set
 - Bow Step with Fold Down Stainless Steel Cleat
 - Lateral Fold Down Stainless Steel Cleat
 - Removable Rowing Seat
- Bimini Top
 - Fiberglass Console
 - Fiberglass Console with Forward Seat
 - Bench Seat with Storage
 - Two person Jockey Seat
 - Stainless Steel Helm Unit

navigo

17VS

Open FiberglassTenders



SPECS	Overall Length	: 17' / 5.18m	Number of Chambers	: 5	Shaft Length	: 20" / 50.8cm
	Overall Beam	: 8'1" / 2.46m	Person Capacity	: 15	RDC Design Category	: C
	Inside Length	: 13'1" / 4.00m	Weight	: 772lb / 350kg		
	Inside Beam	: 4'4" / 1.33m	Recommended HP	: 75hp / 56kw		
	Tube Diameter	: 20" / 0.50m	Maximum HP	: 90hp / 67kw		

STANDARDS FEATURES	<ul style="list-style-type: none">■ Hand Laid Fiberglass Deep "V" Hull■ Stringer System Laminated into Hull■ Bow Locker/ Seat■ Diamond Shape Non - Skid Deck■ Plastic External Transom Plate■ Aluminum Internal Transom Plate■ Orca (CSM) Five Layer Coated Fabric■ 4 Push Push Plastic Non-Corrosive 2 Stage Inflation Valves■ Raised Double Solid Rub Rail■ Stainless Steel Bow Eye	<ul style="list-style-type: none">■ 4 Stainless Steel Davit Lifting Points■ Stainless Steel Towing Rings & Tie Downs■ 2 Deck Drains with Plug■ 1 Front & 4 Side Orca (CSM) Fabric Handles on Tubes■ 2 Inside Bow Sets of 3 Orca (CSM) Fabric Handles on Tubes■ 2 Inside Stern of 3 Orca (CSM) Fabric Handles on Tubes■ 3 Layer Reinforced Seams■ Paddle with Aluminum Shaft■ Paddle Holders■ Hand Pump	<ul style="list-style-type: none">■ Maintenance Kit■ Owner's Manual

OPTIONAL FEATURES	<ul style="list-style-type: none">■ Fuel Tank■ Bow Hatch Cushion■ Boat Cover■ Chock Set■ Bow Step with Fold Down Stainless Steel Cleat■ Lateral Fold Down Stainless Steel Cleat■ Removable Rowing Seat	<ul style="list-style-type: none">■ Bimini Top■ Fiberglass Console■ Fiberglass Console with Forward Seat■ Bench Seat with Storage■ Two person Jockey Seat■ Stainless Steel Helm Unit

navigo

19VS

Open FiberglassTenders



S P E C S	Overall Length	: 19' / 5.79m	Number of Chambers	: 5	Shaft Length	: 25" / 63.5cm
	Overall Beam	: 8'4" / 2.53m	Person Capacity	: 15	RDC Design Category	: C
	Inside Length	: 15'2" / 4.62m	Weight	: 1157lb / 526kg		
	Inside Beam	: 4'1" / 1.25m	Recommended HP	: 115hp / 85.8kw		
	Tube Diameter	: 22" / 0.56m	Maximum HP	: 150hp / 111.9kw		

STANDARD FEATURES

- Hand Laid Fiberglass Deep "V" Hull
- Stringer System Laminated into Hull
- Bow Locker/ Seat
- Diamond Shape Non - Skid Deck
- Plastic External Transom Plate
- Aluminum Internal Transom Plate
- Orca (CSM) Five Layer Coated Fabric
- 4 Push Push Plastic Non-Corrosive 2 Stage Inflation Valves
- Raised Double Solid Rub Rail
- Stainless Steel Bow Eye
- 4 Stainless Steel Davit Lifting Points
- Stainless Steel Towing Rings & Tie Downs
- Deck Condensation Plug
- 2 Deck Drains with Plug
- 1 Front & 4 Side Orca (CSM) Fabric Handles on Tubes
- 2 Inside Bow Sets of 2 Orca (CSM) Fabric Handles on Tubes
- 2 Inside Stern Double Orca (CSM) Fabric Handles on Tubes
- 3 Layer Reinforced Seams
- Paddle with Aluminum Shaft
- Paddle Holders
- Hand Pump
- Maintenance Kit
- Owner's Manual
- Deck Storage

OPTIONAL
FEATURES

- Fuel Tank
- Bow Hatch Cushion
- Boat Cover
- Chock Set
- Bow Step with Fold Down Stainless Steel Cleat
- Lateral Fold Down Stainless Steel Cleat
- Removable Rowing Seat

- Bimini Top
- Fiberglass Console
- Fiberglass Console with Forward Seat
- Bench Seat with Storage
- Two person Jockey Seat
- Stainless Steel Helm Unit



